













Rank	Competitor	Age	Club	RT	PTS	Result	
1	 Emily Mullany	SB19 15	 Dannevirke Swimming Club	0.78	578	1:37.05 Entry: 1:35.55 +1.50	Q
	25m: 20.29 50m: 45.20 (24.91) 75m: 1:11.54 (26.34) 100m: 1:37.05 (25.51)						
2	 Charlotte Rozen	SB18 29	 Wharenui Swim Club		421	2:13.17 Entry: 2:11.32 +1.85	Q
	25m: 30.00 50m: 1:02.74 (32.74) 75m: 1:38.14 (35.40) 100m: 2:13.17 (35.03)						
3	 Summer Vincent (V)	SB14 16	 Woogaroo Queensland	0.95	302	1:51.31 Entry: 1:48.09 +3.22	Q
	25m: 23.26 50m: 51.81 (28.55) 75m: 1:21.70 (29.89) 100m: 1:51.31 (29.61)						
4	 Charlotte Murphy	SB6 17	 Aquagym Swimming Club	0.69	265	2:27.73 Entry: 2:24.68 +3.05	Q
	25m: 32.51 50m: 1:10.03 (37.52) 75m: 1:49.03 (39.00) 100m: 2:27.73 (38.70)						
5	 Melissa Donoghue	SB18 38	 Hamilton Aquatics	0.86	232	2:42.32 Entry: 2:40.43 +1.89	Q
	25m: 33.79 50m: 1:14.44 (40.65) 75m: 1:59.12 (44.68) 100m: 2:42.32 (43.20)						
6	 McKenzie Drage	SB8 20	 Aquagym Swimming Club		218	2:05.34 Entry: 2:03.93 +1.41	Q
	25m: 27.60 50m: 59.47 (31.87) 75m: 1:32.89 (33.42) 100m: 2:05.34 (32.45)						